

# LEGEND

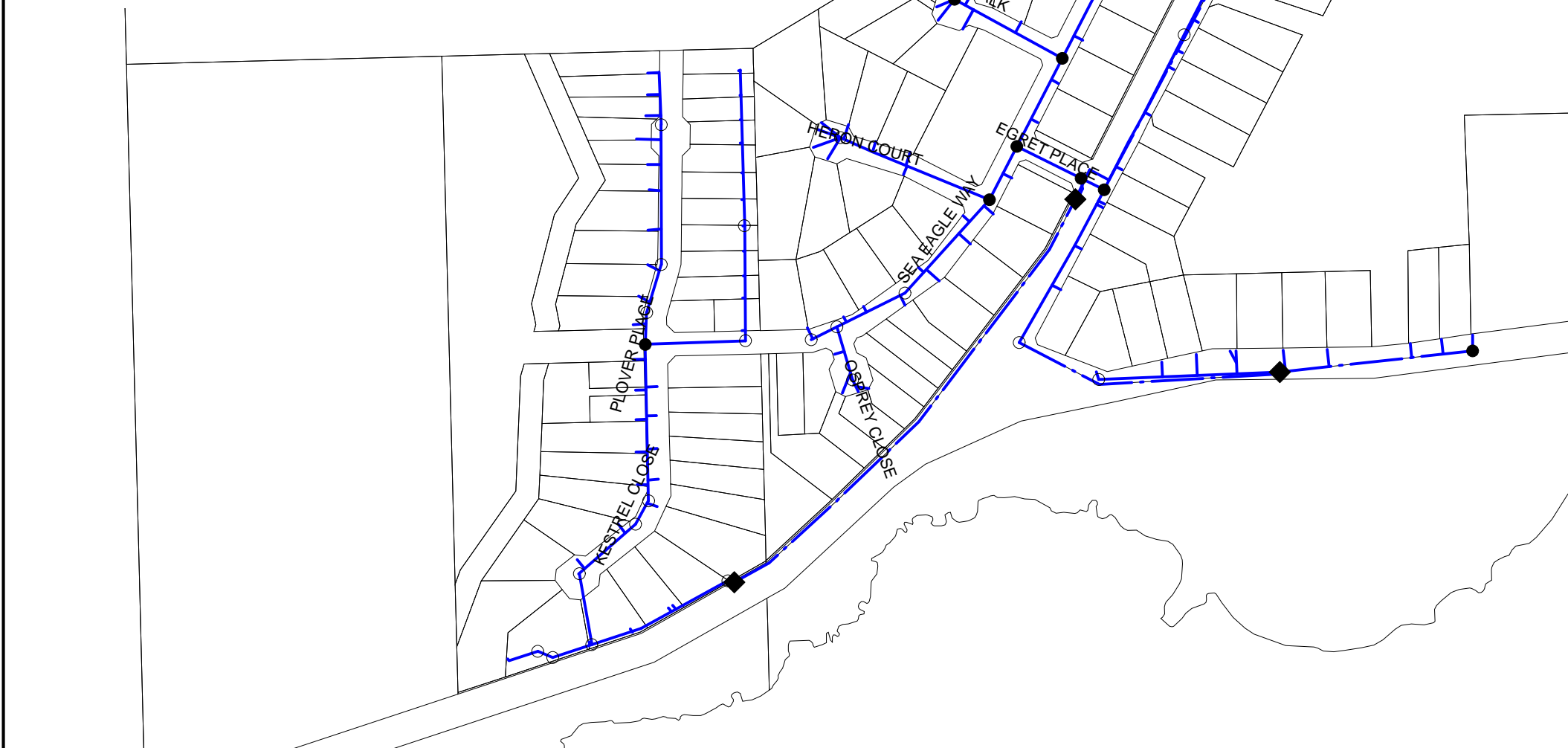
— Gravity Pipe  
 — House Connector Pipe  
 - - Rising Main Pipe

⊙ Domestic Pump  
 ◆ Pumping Station

▲ Air Valve  
 ● Connection Point  
 ⊕ Dump Ezy  
 ⊕ Flushing Point  
 ⊕ Hydrant Valve  
 ⊕ Inspection Opening  
 ⊕ Isolating Gate Valve  
 ⊕ Isolation Valve  
 ⊕ Maintenance Hole  
 ⊕ Maintenance Shaft  
 ⊕ Pressure Sustaining Valve  
 □ Septic Tank

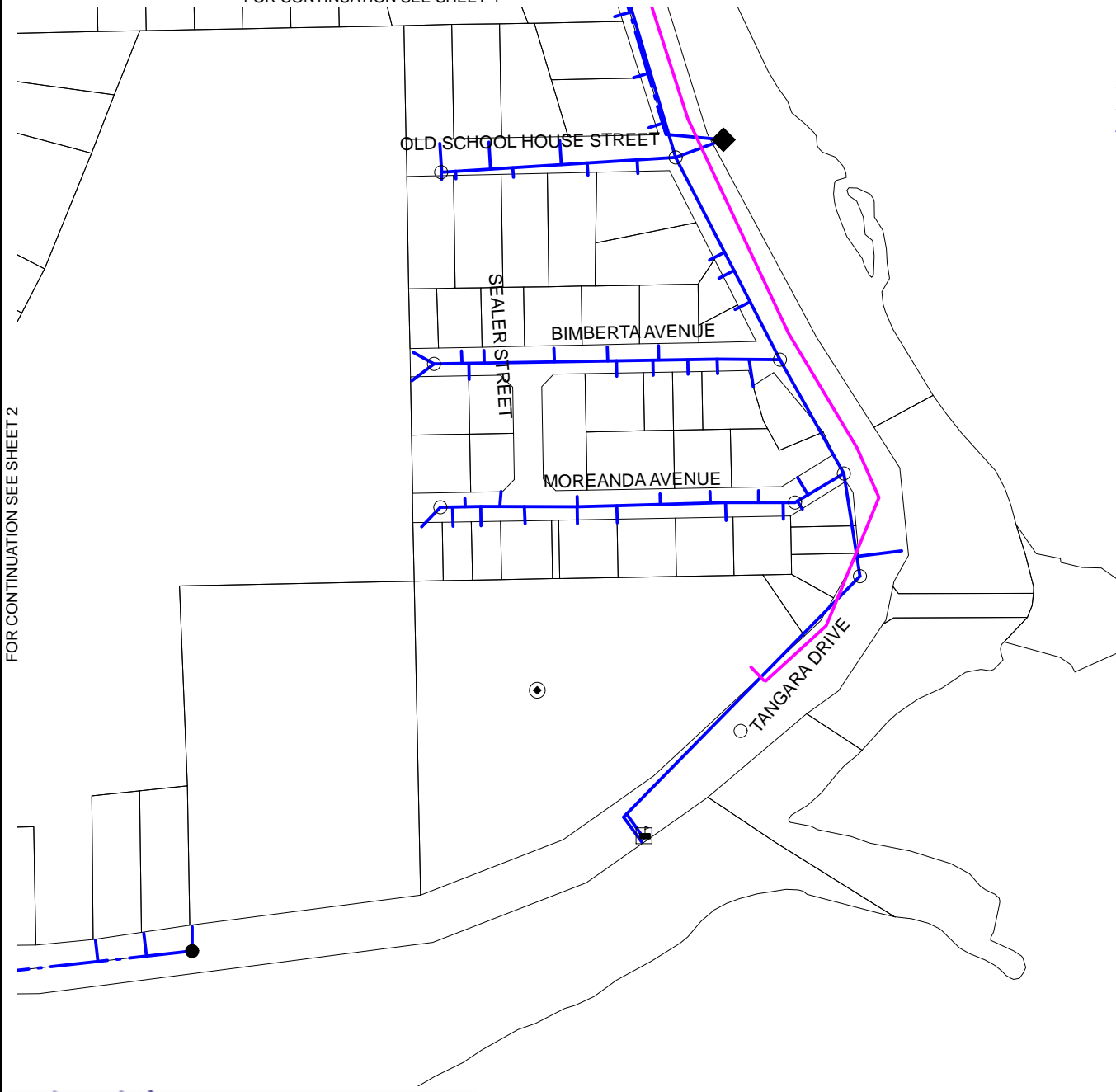
FOR CONTINUATION SEE SHEET 4

FOR CONTINUATION SEE SHEET 3



FOR CONTINUATION SEE SHEET 4

FOR CONTINUATION SEE SHEET 2




















#### LEGEND

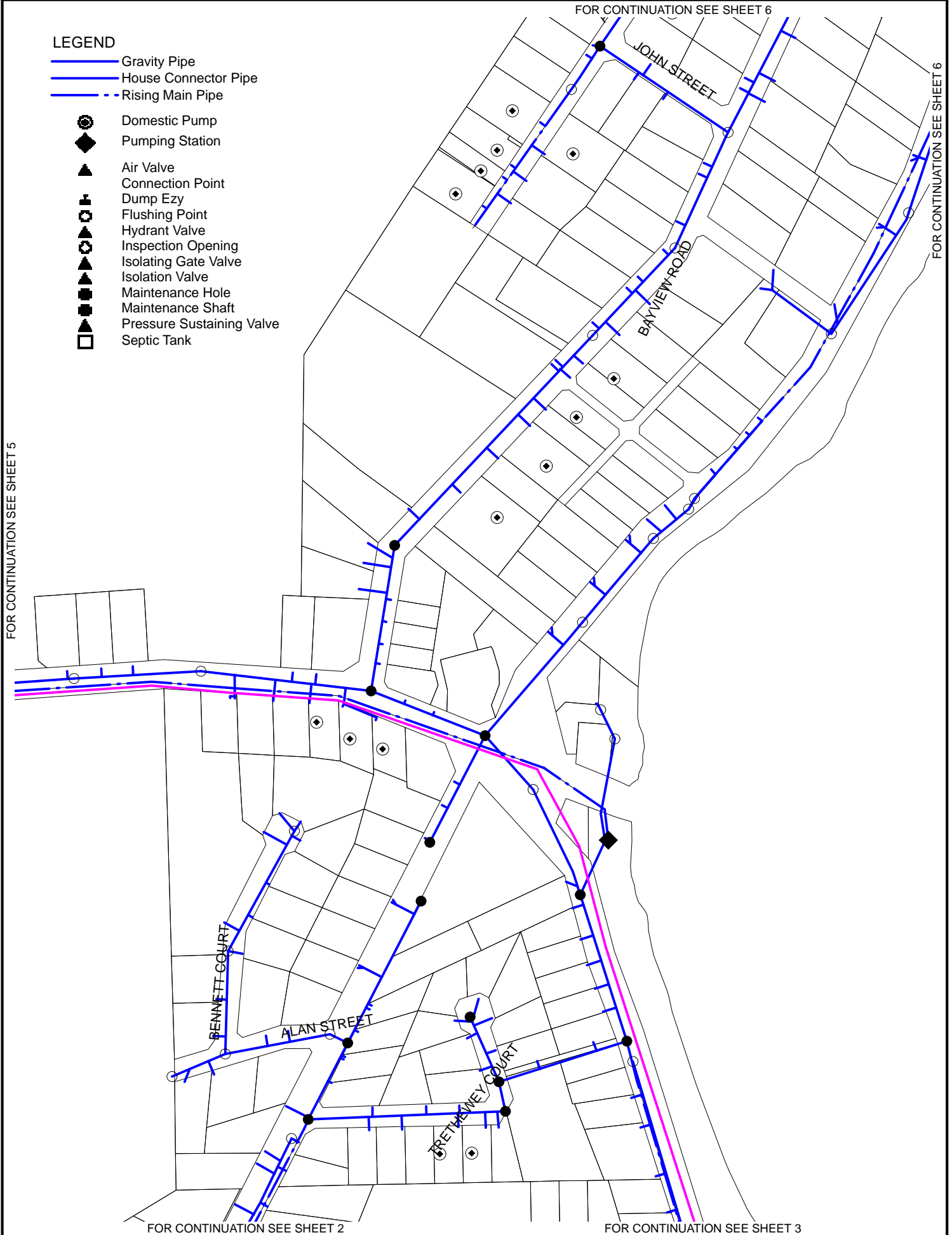
— Gravity Pipe  
 — House Connector Pipe  
 - - Rising Main Pipe

⊙ Domestic Pump  
 ◆ Pumping Station

▲ Air Valve  
 ● Connection Point  
 🗑️ Dump Ezy  
 ⚙️ Flushing Point  
 🔧 Hydrant Valve  
 🔍 Inspection Opening  
 ⚓ Isolating Gate Valve  
 ⚓ Isolation Valve  
 🛠️ Maintenance Hole  
 🛠️ Maintenance Shaft  
 ⚓ Pressure Sustaining Valve  
 ☐ Septic Tank


















# LEGEND

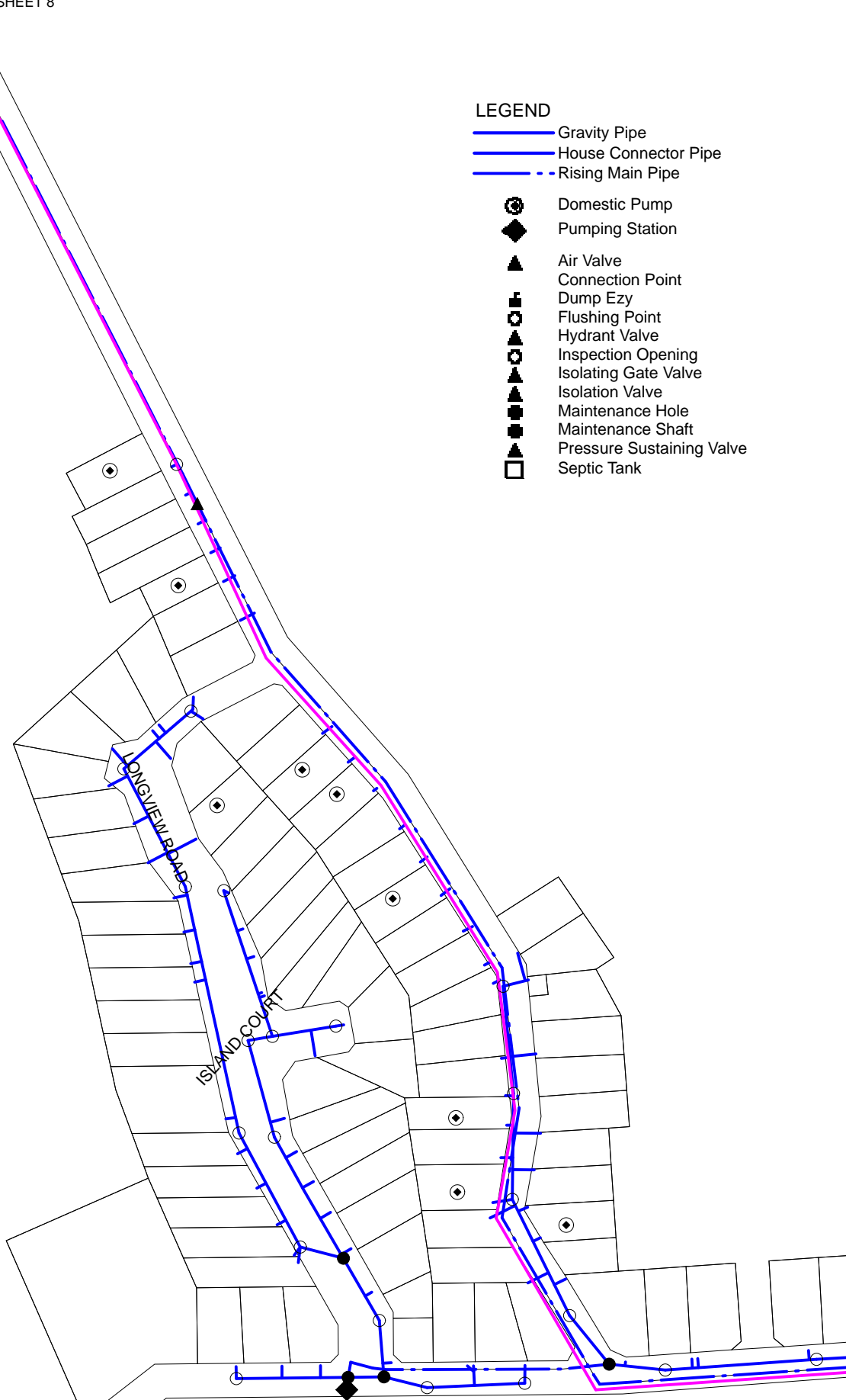
-  Gravity Pipe
-  House Connector Pipe
-  Rising Main Pipe
-  Domestic Pump
-  Pumping Station
-  Air Valve
-  Connection Point
-  Dump Ezy
-  Flushing Point
-  Hydrant Valve
-  Inspection Opening
-  Isolating Gate Valve
-  Isolation Valve
-  Maintenance Hole
-  Maintenance Shaft
-  Pressure Sustaining Valve
-  Septic Tank



FOR CONTINUATION SEE SHEET 8

# LEGEND

-  Gravity Pipe
-  House Connector Pipe
-  Rising Main Pipe
-  Domestic Pump
-  Pumping Station
-  Air Valve
-  Connection Point
-  Dump Ezy
-  Flushing Point
-  Hydrant Valve
-  Inspection Opening
-  Isolating Gate Valve
-  Isolation Valve
-  Maintenance Hole
-  Maintenance Shaft
-  Pressure Sustaining Valve
-  Septic Tank



FOR CONTINUATION SEE SHEET 2

FOR CONTINUATION SEE SHEET 3



Disclaimer: Information used in this application was derived from digital databases sourced by Kangaroo Island Council and has not been verified on site. Therefore, Kangaroo Island Council does not accepted any responsibility for any errors, omissions, or positional accuracy displayed on these maps. Prior to any excavations, please contact Dial Before you Dig.

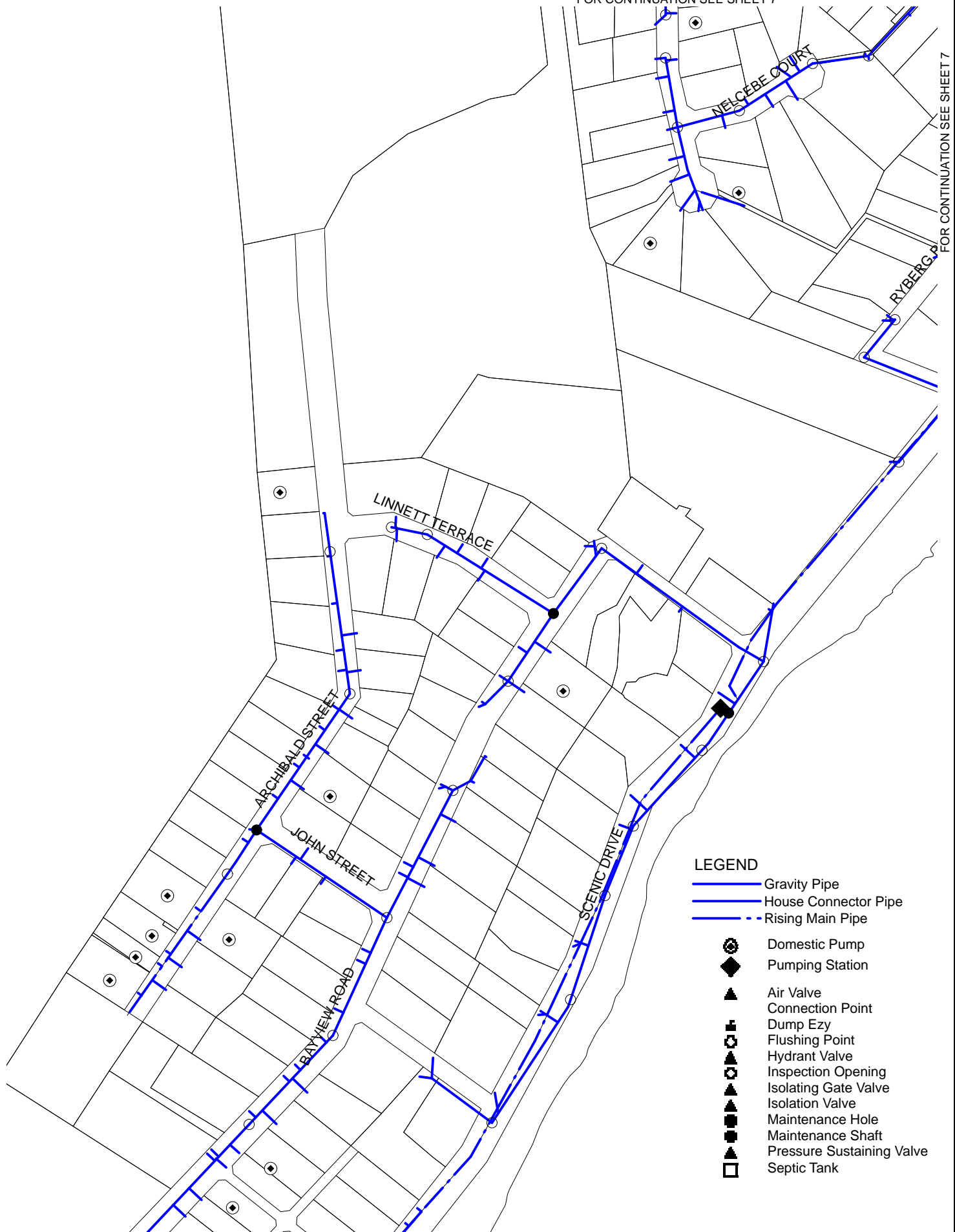
**KANGAROO ISLAND COUNCIL  
AMERICAN RIVER CWMS  
SCHEME  
SHEET 5 OF 9**

**Date produced 25.08.2022**

FOR CONTINUATION SEE SHEET 4

FOR CONTINUATION SEE SHEET 7

FOR CONTINUATION SEE SHEET 7



#### LEGEND

- Gravity Pipe
- House Connector Pipe
- - - Rising Main Pipe
- Domestic Pump
- Pumping Station
- Air Valve
- Connection Point
- Dump Ezy
- Flushing Point
- Hydrant Valve
- Inspection Opening
- Isolating Gate Valve
- Isolation Valve
- Maintenance Hole
- Maintenance Shaft
- Pressure Sustaining Valve
- Septic Tank

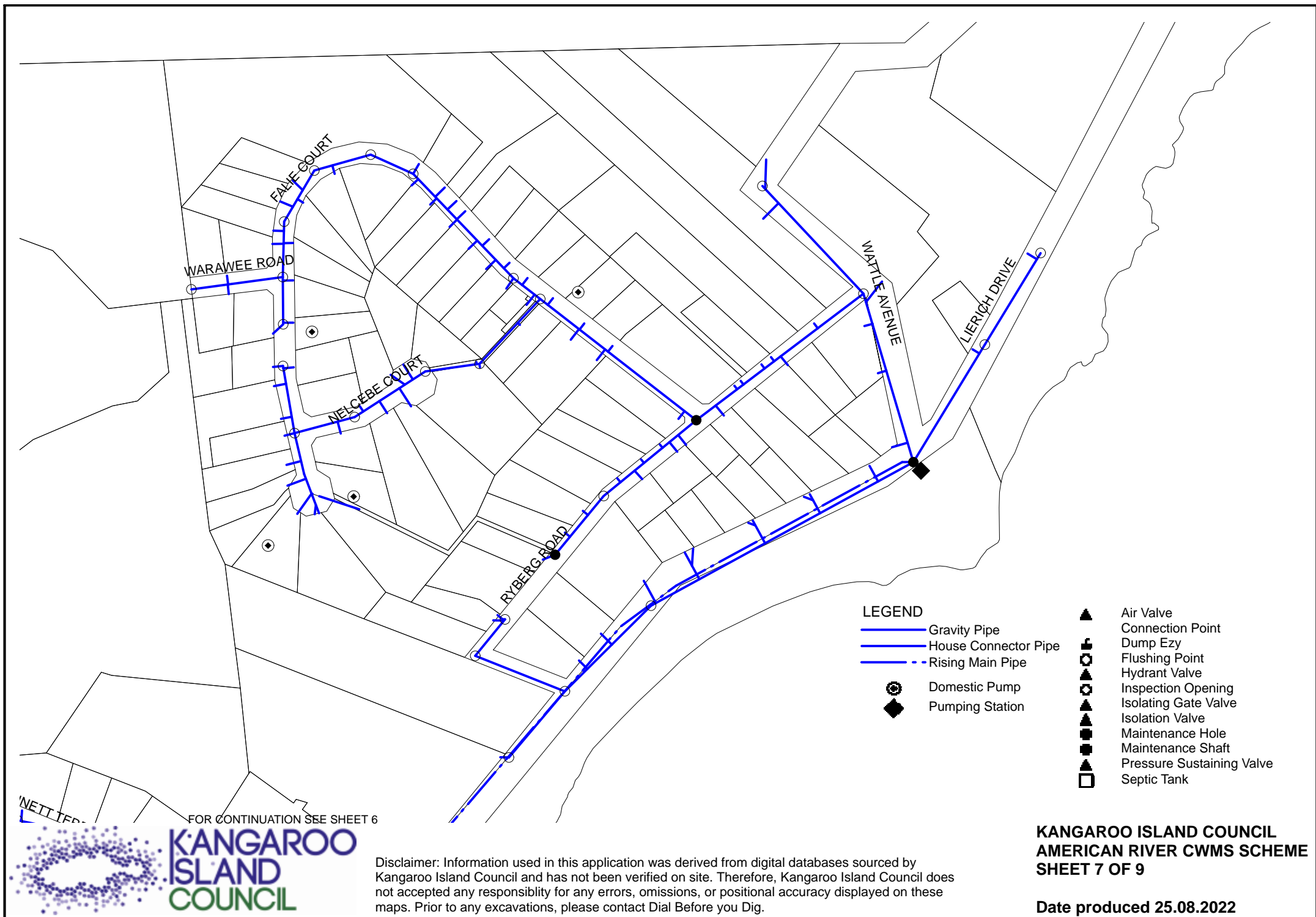
FOR CONTINUATION SEE SHEET 4



Disclaimer: Information used in this application was derived from digital databases sourced by Kangaroo Island Council and has not been verified on site. Therefore, Kangaroo Island Council does not accepted any responsibility for any errors, omissions, or positional accuracy displayed on these maps. Prior to any excavations, please contact Dial Before you Dig.

**KANGAROO ISLAND COUNCIL  
AMERICAN RIVER CWMS  
SCHEME  
SHEET 6 OF 9**


















**Date produced 25.08.2022**



FOR CONTINUATION SEE SHEET 9

REDBANKS ROAD

#### LEGEND

-  Gravity Pipe
-  House Connector Pipe
-  Rising Main Pipe
-  Domestic Pump
-  Pumping Station
-  Air Valve
-  Connection Point
-  Dump Ezy
-  Flushing Point
-  Hydrant Valve
-  Inspection Opening
-  Isolating Gate Valve
-  Isolation Valve
-  Maintenance Hole
-  Maintenance Shaft
-  Pressure Sustaining Valve
-  Septic Tank

FOR CONTINUATION SEE SHEET 5



Disclaimer: Information used in this application was derived from digital databases sourced by Kangaroo Island Council and has not been verified on site. Therefore, Kangaroo Island Council does not accepted any responsibility for any errors, omissions, or positional accuracy displayed on these maps. Prior to any excavations, please contact Dial Before you Dig.















**KANGAROO ISLAND COUNCIL  
AMERICAN RIVER CWMS  
SCHEME  
SHEET 8 OF 9**

**Date produced 25.08.2022**



FOR CONTINUATION SEE SHEET 8

**LEGEND**

- Gravity Pipe
- House Connector Pipe
- - Rising Main Pipe
-  Domestic Pump
-  Pumping Station
-  Air Valve
-  Connection Point
-  Dump Ezy
-  Flushing Point
-  Hydrant Valve
-  Inspection Opening
-  Isolating Gate Valve
-  Isolation Valve
-  Maintenance Hole
-  Maintenance Shaft
-  Pressure Sustaining Valve
-  Septic Tank



Disclaimer: Information used in this application was derived from digital databases sourced by Kangaroo Island Council and has not been verified on site. Therefore, Kangaroo Island Council does not accepted any responsibility for any errors, omissions, or positional accuracy displayed on these maps. Prior to any excavations, please contact Dial Before you Dig.

**KANGAROO ISLAND COUNCIL  
AMERICAN RIVER CWMS  
SCHEME  
SHEET 9 OF 9  
Date produced 25.08.2022**